



# Key stage 2

This is provisional data for 2016/2017. It is not published data and it is subject to change.


## Progress in reading, writing and maths

	Reading	Writing	Maths
School progress score	<b>-3.49</b>	<b>-3.06</b>	<b>-1.86</b>
Confidence interval	-5.84 to -1.15	-5.34 to -0.78	-3.98 to +0.26
Well above national average (about 10% of schools in England)			
Above national average (about 10% of schools in England)			
Average (about 60% of schools in England)			
Below national average (about 10% of schools in England)			
Well below national average (about 10% of schools in England)			
Number of pupils	27	27	27

## Reading, writing and maths combined

### Percentage of pupils achieving the expected standard

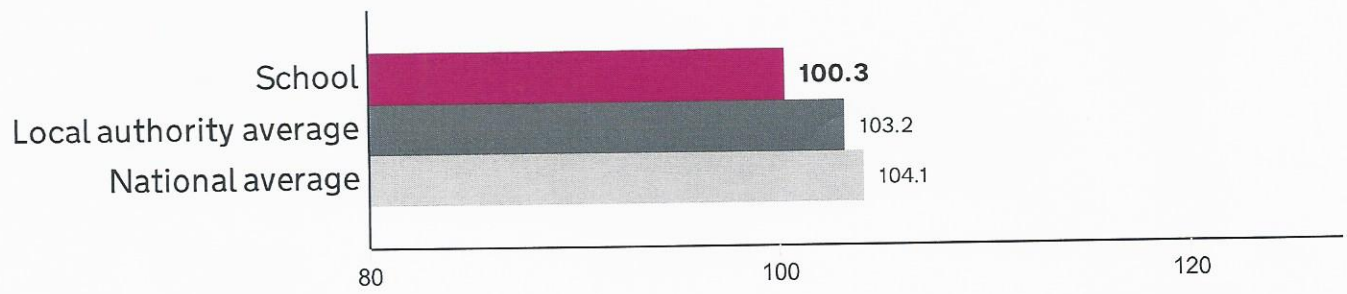
Number of pupils = 29



# Average scaled score in:

## Reading

Number of pupils = 29



## Maths

Number of pupils = 29

